


# E96

## INITIATE Laser Engraving Machine – Working Area 914 X 609 mm




Motorized Auto Focus Module




Pass Through Design



Easy Maintain Design



Motorized Working Table



Rotary Unit



General Engraving



Personalized Items



Photo Engraving



Acrylic Engraving

### Specifications

Model No.	E96-025R	E96-060T
Laser Source	RF 25 Watt Sealed CO2 laser tube	DC 60 Watt Sealed CO2 laser tube
Laser Tube Cooler	Air	Water
Net Weight	200 kgs	
Working Area (WxD)	914.4 x 609.4 mm (36" x 24")	
Max. Part Size (WxD)	920 x 635mm (36.22" x 25")	
Overall Dimension (WxDxH)	1460 x 1150 x 1150 mm	
Computer Communication	Parallet port with supplied cable	
Memory Buffer	64MB	
Standard Focus Lens	1.5", 2.0" and 2.5"	
Max. Speed	Engraving : 1152mm/sec (45.3inch/sec), Cutting: 144mm/sec (5.7inch/sec)	
Resolution (DPI)	Available 140, 235, 280, 350, 470, 706, 1411	
Motorized Working Table	200 mm (7.9")	
Laser Power Control	Digital laser power control with automatic proportional pulsing and 8 colors linked power setting per job	
Main AC Power	1Φ, 220VAC, 10Amp, 50/60Hz	
Windows Driver	EZLASER DRIVER (ENGRAVER / CUTTER)	

### Facility Requirements

Host PC	Windows XP capable system
Air Assist	Compressor with Gas Tank to provide dry air, 20 Lit/min, 7kg/cm2 with 8mm diameter hose.
Exhaust System	One exhaust blower (2HP), max. pressure 145mmAq, max. air flow 30m3/min with one 6" diameter hoses.

### Features & Benefits

1. **High C/P Value** : High capacity and low price suit to initiate laser engraving machine user.
2. **Motorized Auto Focus Module** : Provide convenient laser beam auto focus function.
3. **Pass Through Design** : Convenient for continous feeding process of long material front to rear.
4. **Easy Maintain Design** : Easy openable side covers make maintenance easier.
5. **Motorize Working Table** : Provide up to 200mm space for thick material.
6. **Rotary Unit** : Convenient for columnar work piece's engraving.
7. **Aluminum Table With Honeycomb Unit** : Easy & convenient to place and pick engraving work pieces.
8. **Fast Engraving Speed** : Provide up to 1152mm/min (45.35inch/min), 1G accurate engraving speed.

# EZLASER